

RADIATION SAFETY

BARRIER CATALOG



PROTECH
MEDICAL

2024



04

**MADE IN
THE USA**





BARRIERS

BARRIERS, DRAPES AND SHIELDS

Protech manufactures a comprehensive line of x-ray protective barriers, windows, and other leaded shield products. From fully custom lead doors to unique windows and overhead barriers, Protech has the expertise to meet your needs.

In line with our commitment to quality, most Protech barriers and components (acrylic, aluminum/steel) are produced in the USA.

FULL MOBILE BARRIER

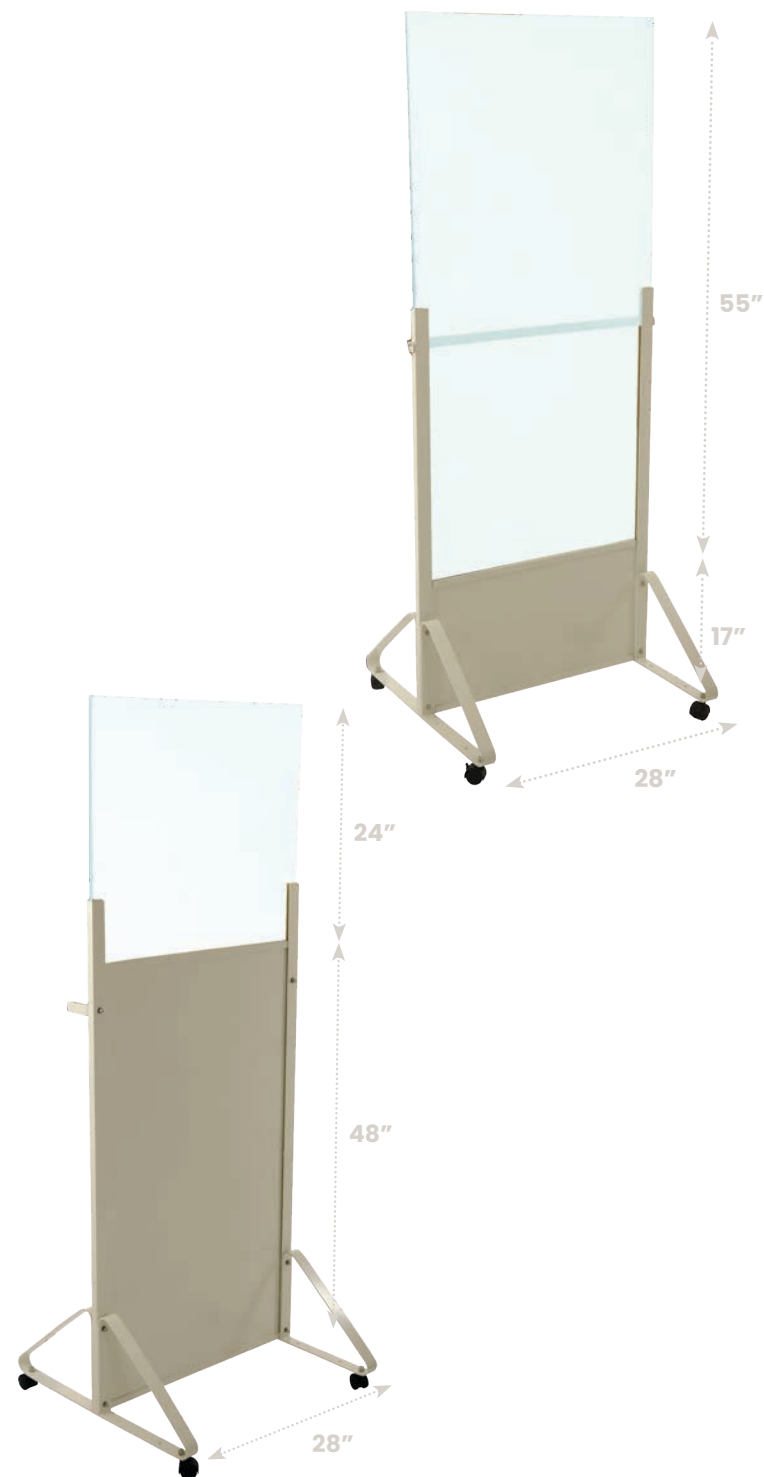
MODEL	MB-FULL / MB-FULL-GL (glass)
COMPOSITION	Lead Acrylic or Lead Glass
PROTECTION (ACRYLIC)	0.50mm LE
PROTECTION (GLASS)	1.60mm - 2.00mm LE
PROTECTION (BASE)	0.50mm LE (standard)
WINDOW DIMENSIONS	55" H x 28" W
FULL DIMENSIONS	72" H x 28" W
CE	No

Diagnostic x-ray procedures frequently require working personnel to remain in the examination room where they are subject to exposure from secondary radiation. The clear leaded acrylic barrier can provide total-body x-ray shielding during extended procedures. Our clear acrylic barrier provides 0.50mm LE protection and rests on an opaque lower panel with an equivalent 0.50mm LE. Smooth-rolling casters give the barrier great mobility. The acrylic lead barrier is shipped unassembled but can be easily assembled using a screwdriver and wrench. For heavy duty radiation protection barriers please see our CORNING lead glass barriers.

HALF MOBILE BARRIER

MODEL	MB-HALF / MB-HALF-GL (glass)
COMPOSITION	Lead Acrylic or Lead Glass
PROTECTION (ACRYLIC)	0.50mm LE
PROTECTION (GLASS)	1.60mm LE
PROTECTION (BASE)	0.50mm LE (standard)
WINDOW DIMENSIONS	24" H x 28" W
FULL DIMENSIONS	72" H x 28" W
CE	No


Diagnostic x-ray procedures frequently require working personnel to remain in the examination room where they are subject to exposure from secondary radiation. The clear leaded acrylic barrier can provide total-body x-ray shielding during extended procedures. Our clear acrylic barrier provides 0.50mm LE protection and rests on an opaque lower panel with an equivalent 0.50mm LE. Smooth-rolling casters give the barrier great mobility. The acrylic lead barrier is shipped unassembled but can be easily assembled using a screwdriver and wrench. For heavy duty radiation protection barriers please see our CORNING lead glass barriers.



CORNING MED-X LEAD GLASS

MODEL	SEE BELOW
COMPOSITION	Lead (52%) and Barium (17%)
THICKNESS	From 4mm up to 20mm
PROTECTION	From 1.4 up to 6.0mm Pb
DIMENSIONS	Custom dimensions up to 54" x 108"
DENSITY	4.8 g/cm ²
REFRACTIVE INDEX	1.76
TRANSMISSION %	≥85.0 @ 550nm through 5mm path
KNOOP HARDNESS	409 kg/mm ²
YOUNG'S MODULUS	62.6 GPa
TORSION MODULUS	24.8 GPa
POISSON'S RATIO	0.26
COEFFICIENT OF THERMAL EXPANSION	78.8 (x10 ⁻⁷ / °C)

Corning is a world leader in Radiation Shielding glass offering some of the largest glass sizes available! High barium and lead content provide optimum protection with excellent visual clarity. Corning glass shields against x-rays from equipment operating in the 80 to 300 kV range.



Model	GL-1012	GL-1212	GL-1218	GL-1224	GL-2424	GL-2430	GL-2436	GL-3048	GL-3060
Dimensions	10" x 12"	12" x 12"	12" x 18"	12" x 24"	24" x 24"	24" x 30"	24" x 36"	30" x 48"	30" x 60"

These are just some sample dimensions. You can customize your radiation shielding glass to your own specifications!

ADJUSTABLE BARRIER

MODEL	MB-ADJ
CORE MATERIAL	All Core Types (see page 20)
THICKNESS	0.50 (standard), 0.35, 0.25mm LE
DIMENSIONS	24" W x 48" H
HEIGHT ADJUSTMENT	24" to 48" H
CE	No
COLORS	Refer to apron fabric colors

Our adjustable mobile radiation barrier provides maximum shielding from x-ray exposure. Ideal for patient & personnel radiation protection our lead shield is easy to maneuver, and much lighter than the full & half acrylic barriers. This enables greater mobility while maintaining a solid construction with high quality, durable wheel casters. You can also customize your barrier with your company's logo or embroidery.

Velcro-lined for improved adjustability!



PORTA SHIELD

MODEL	MB-PORTA
CORE MATERIAL	All Core Types (see page 20)
THICKNESS	0.50 (standard), 0.35, 0.25mm LE
DIMENSIONS	24" W x 24" H (shield)
HEIGHT ADJUSTMENT	34" - 60" (stand height)
CE	No
COLORS	Refer to apron fabric colors

The porta shield is a mobile-adjustable lead shield that provides a variety of different adjustable heights blended with a lightweight design. The "H" shaped wheels provide stability and portability. The shield is attached by velcro which enables easy removal for cleaning.

CUSTOM SIZING AVAILABLE



GRADUATED PORTA SHIELD

MODEL	MB-PORTA-GRAD
CORE MATERIAL	All Core Types (see page 20)
THICKNESS	0.50 (standard), 0.35, 0.25mm LE
DIMENSIONS	24" W x 17-36" H (shield)
HEIGHT ADJUSTMENT	34" - 60" (stand height)
CE	No
COLORS	Refer to apron fabric colors

The graduated porta shield is similar to the porta shield but differentiates itself with its individual lead flaps. The flaps provide excellent versatility and usage. They are attached by velcro which enable easy removal for cleaning.



PROGUARD T2 BARRIER

MODEL	MB-PGB
CORE MATERIAL	All Core Types (see page 20)
THICKNESS	1.00mm panels (2.00mm at overlap)
DIMENSIONS	36" W x 21" D x 43-52" H
HEIGHT ADJUSTMENT	43" - 52"
CE	No
COLORS	Refer to apron fabric colors

The Proguard T2 Mobile Adjustable Barrier features medical grade casters with locking mechanisms for easy maneuverability. The adjustable, aluminum frame is made in the USA. Offering maximum protection, the top and bottom panels are made with 1.00mm lead, giving you 2.00mm protection at overlap. Each panel is attached by velcro, allowing for easy removal for cleaning.



LEAD BLANKET

MODEL	SEE BELOW
CORE MATERIAL	All Core Types (see page 20)
THICKNESS	0.50 (standard), 0.35, 0.25mm LE
DIMENSIONS	See below
CUSTOMIZATIONS	Embroidery and Logo
CE	No
COLORS	Refer to apron fabric colors

Lead blankets are used for a variety of procedures. We offer 4 standard sizes, but we can easily accommodate any custom size request.

Dimensions	Model
18" x 24"	BL-1824
24" x 24"	BL-2424
24" x 36"	BL-2436
24" x 42"	BL-2442



ANESTHESIA FRONT PANEL

MODEL	SEE BELOW
CORE MATERIAL	All Core Types (see page 20)
THICKNESS	0.50 (standard), 0.35, 0.25mm LE
DIMENSIONS	See below
CUSTOMIZATIONS	Embroidery and Logo
CE	No
COLORS	Refer to apron fabric colors

The anesthesia panel, unlike other table drapes, is a solid panel designed to fit any style imaging table by the head or feet of the patient. Secured via velcro closures, it provides protection against scatter radiation for your lower body and is designed to not obstruct positioning of the C-arm.

Dimensions	Model
22" x 24"	TS-FP-2224
22" x 26"	TS-FP-2226
22" x 28"	TS-FP-2228
22" x 32"	TS-FP-2232
22" x 36"	TS-FP-2236
24" x 24"	TS-FP-2424
24" x 36"	TS-FP-2436



TABLE DRAPES

MODEL	SEE BELOW
CORE MATERIAL	All Core Types (see page 20)
THICKNESS	0.50 (standard), 0.35, 0.25mm LE
DIMENSIONS	See below
CUSTOMIZATIONS	Embroidery and Logo
CE	No
COLORS	Refer to apron fabric colors

Protech's high quality drapes provide protection against scatter radiation for your lower body and are specially designed to not obstruct positioning of the C-arm. The single sided table drape uses Velcro strips to adhere to the side of your imaging table. The double-sided drape features a saddlebag design for a secure fit to any style imaging table. Each panel is 6 inches wide. While table drapes are made standard with Lead core material at 0.50mm LE thickness, we do accommodate custom requests!

Double-Sided



Single-Sided




Drape Dimensions	# of Panels	Model (SINGLE-SIDED)
22" x 30"	4	TA-TS2230
24" x 24"	4	TA-TS2424
24" x 30"	4	TA-TS2430
24" x 36"	4	TA-TS2436
24" x 42"	4	TA-TS2442
30" x 24"	5	TA-TS3024
30" x 30"	5	TA-TS3030
30" x 36"	5	TA-TS3036
30" x 42"	5	TA-TS3042
36" x 24"	6	TA-TS3624
36" x 28"	6	TA-TS3628
36" x 30"	6	TA-TS3630
36" x 36"	6	TA-TS3636
36" x 42"	6	TA-TS3642
48" x 24"	8	TA-TS4824
48" x 28"	8	TA-TS4828
48" x 30"	8	TA-TS4830
48" x 32"	8	TA-TS4832
48" x 36"	8	TA-TS4836
48" x 42"	8	TA-TS4842

Drape Dimensions	# of Panels (ea. side)	Model (DOUBLE-SIDED)
24" x 24"	4	TA-TD2424
24" x 30"	4	TA-TD2430
24" x 36"	4	TA-TD2436
24" x 42"	4	TA-TD2442
30" x 24"	5	TA-TD3024
30" x 30"	5	TA-TD3030
30" x 36"	5	TA-TD3036
30" x 42"	5	TA-TD3042
36" x 24"	6	TA-TD3624
36" x 28"	6	TA-TD3628
36" x 30"	6	TA-TD3630
36" x 36"	6	TA-TD3636
36" x 42"	6	TA-TD3642
48" x 24"	8	TA-TD4824
48" x 28"	8	TA-TD4828
48" x 30"	8	TA-TD4830
48" x 32"	8	TA-TD4832
48" x 36"	8	TA-TD4836
48" x 42"	8	TA-TD4842

OVERHEAD BARRIER SQUARED

MODEL	MB-MOB-01
MATERIAL	Acrylic
PROTECTION	0.50mm LE (standard)
WINDOW SIZE	31.5" L x 23.6" W x 0.5" H
CURTAIN SIZE	N/A
CE	No
SPECIAL	Square Arm

Our unique line of mobile overhead barriers provide flexibility and versatility for a variety of procedures. Made from high quality steel and acrylic, our specialty mobile barriers roll on premium casters. Protech's specialty mobile acrylic barriers possess high quality suspension for proper swivel motion. A well engineered configuration allows for lightweight movement, enhanced stability and a small foot-print.



OVERHEAD BARRIER SQUARED W/ CURTAIN

MODEL	MB-MOB-02
MATERIAL	Acrylic
PROTECTION	0.50mm LE (standard)
WINDOW SIZE	15.75" L x 23.6" W x 0.5" H
CURTAIN SIZE	13.78" L x 23.6" W
CE	No
SPECIAL	Square Arm


Our unique line of mobile overhead barriers provide flexibility and versatility for a variety of procedures. Made from high quality steel and acrylic, our specialty mobile barriers roll on premium casters. Protech's specialty mobile acrylic barriers possess high quality suspension for proper swivel motion. A well engineered configuration allows for lightweight movement, enhanced stability and a small foot-print.



OVERHEAD BARRIER ROUNDED

MODEL	MB-MOB-03
MATERIAL	Acrylic
PROTECTION	0.50mm LE (standard)
WINDOW SIZE	31.5" L x 23.6" W x 0.5" H
CURTAIN SIZE	N/A
CE	No
SPECIAL	Rounded Arm

Our unique line of mobile overhead barriers provide flexibility and versatility for a variety of procedures. Made from high quality steel and acrylic, our specialty mobile barriers roll on premium casters. Protech's specialty mobile acrylic barriers possess high quality suspension for proper swivel motion. A well engineered configuration allows for lightweight movement, enhanced stability and a small foot-print.



OVERHEAD BARRIER ROUNDED W/ CURTAIN

MODEL	MB-MOB-04
MATERIAL	Acrylic
PROTECTION	0.50mm LE (standard)
WINDOW SIZE	15.75" L x 23.6" W x 0.5" H
CURTAIN SIZE	13.78" L x 23.6" W
CE	No
SPECIAL	Rounded Arm

Our unique line of mobile overhead barriers provide flexibility and versatility for a variety of procedures. Made from high quality steel and acrylic, our specialty mobile barriers roll on premium casters. Protech's specialty mobile acrylic barriers possess high quality suspension for proper swivel motion. A well engineered configuration allows for lightweight movement, enhanced stability and a small foot-print.





CONTACT US

Telephone: 561.627.9769

Email (USA): sales@protechmed.com

Email (Intl.): global@protechmed.com

Email (Lat. Am.): latam@protechmed.com

www.protechmed.com

Protech Medical
1360 North Killian Dr., Unit 2
Lake Park, FL 33403