

RADIATION SAFETY

# BARRIER CATALOG

---

PROTECH  
MEDICAL



# 04

---

**MADE IN  
THE USA**

---



# BARRIERS

## BARRIERS, DRAPES AND SHIELDS

Protech manufactures a comprehensive line of x-ray protective barriers, windows, and other leaded shield products. From fully custom lead doors to unique windows and overhead barriers, Protech has the expertise to meet your needs.

Many of the mobile barriers on the market restrict viewing due to large opaque panels. Protech Medical pioneered a new method of producing barriers. First, instead of glass, we use a light-weight lead acrylic which is substantially more durable. We also made sure the acrylic made up most of the barrier with only a small opaque panel. This new, clean looking design is lightweight and provides an excellent field of vision.

In line with our commitment to quality, most Protech barriers and components are produced in the USA.

- **The base features 0.50mm Pb lead sheeting.**
- **Acrylic and Aluminum/Steel are made in the USA**

## FULL MOBILE BARRIER

MODEL	MB-FULL
COMPOSITION	Bismuth Acrylic or Lead Glass
PROTECTION (ACRYLIC)	0.50mm LE
PROTECTION (GLASS)	1.60mm - 2.00mm LE
PROTECTION (BASE)	0.50mm LE (standard)
WINDOW DIMENSIONS	55" H x 28" W
FULL DIMENSIONS	72" H x 28" W
CE	No


Diagnostic x-ray procedures frequently require working personnel to remain in the examination room where they are subject to exposure from secondary radiation. The clear leaded acrylic barrier can provide total-body x-ray shielding during extended procedures. Our clear acrylic barrier provides 0.50mm LE protection and rests on an opaque lower panel with an equivalent 0.50mm LE. Smooth-rolling casters give the barrier great mobility. The acrylic lead barrier is shipped unassembled but can be easily assembled using a screwdriver and wrench. For heavy duty radiation protection barriers please see our CORNING lead glass barriers.



## HALF MOBILE BARRIER

MODEL	MB-HALF
COMPOSITION	Bismuth Acrylic or Lead Glass
PROTECTION (ACRYLIC)	0.50mm LE
PROTECTION (GLASS)	1.60mm LE
PROTECTION (BASE)	0.50mm LE (standard)
WINDOW DIMENSIONS	24" H x 28" W
FULL DIMENSIONS	72" H x 28" W
CE	No

Diagnostic x-ray procedures frequently require working personnel to remain in the examination room where they are subject to exposure from secondary radiation. The clear leaded acrylic barrier can provide total-body x-ray shielding during extended procedures. Our clear acrylic barrier provides 0.50mm LE protection and rests on an opaque lower panel with an equivalent 0.50mm LE. Smooth-rolling casters give the barrier great mobility. The acrylic lead barrier is shipped unassembled but can be easily assembled using a screwdriver and wrench. For heavy duty radiation protection barriers please see our CORNING lead glass barriers.




Acrylic and lead sheeting  
made in the USA



# CORNING MED-X LEAD GLASS

<b>MODEL</b>	SEE BELOW
<b>COMPOSITION</b>	Lead (52%) and Barium (17%)
<b>THICKNESS</b>	From 4mm up to 20mm
<b>PROTECTION</b>	From 1.4 up to 6.0mm Pb
<b>DIMENSIONS</b>	Custom dimensions up to 54" x 108"
<b>DENSITY</b>	4.8 g/cm <sup>3</sup>
<b>REFRACTIVE INDEX</b>	1.76
<b>TRANSMISSION %</b>	≥85.0 (@ 550nm through 5mm path)
<b>KNOOP HARDNESS</b>	409 kg/mm <sup>2</sup>
<b>YOUNG'S MODULUS</b>	62.6 GPa
<b>TORSION MODULUS</b>	24.8 GPa
<b>POISSON'S RATIO</b>	0.26
<b>COEFFICIENT OF THERMAL EXPANSION</b>	78.8 (x10 <sup>-7</sup> / °C)

Corning is a world leader in Radiation Shielding glass offering some of the largest glass sizes available! High barium and lead content provide optimum protection with excellent visual clarity. Corning glass shields against x-rays from equipment operating in the 80 to 300 kV range.



Model	GL-1012	GL-1212	GL-1218	GL-1224	GL-2424	GL-2430	GL-2436	GL-3048	GL-3060
<b>Dimensions</b>	10" x 12"	12" x 12"	12" x 18"	12" x 24"	24" x 24"	24" x 30"	24" x 36"	30" x 48"	30" x 60"

These are just some sample dimensions. You can customize your radiation shielding glass to your own specifications!

## ADJUSTABLE BARRIER

MODEL	MB-ADJ
CORE MATERIAL	All Core Types
THICKNESS	0.50 (standard), 0.35, 0.25mm LE
DIMENSIONS	24" W x 48" H
HEIGHT ADJUSTMENT	24" to 48" H
CE	No
COLORS	Refer to fabric colors in apron catalog

Our adjustable mobile radiation barrier provides maximum shielding from x-ray exposure. Ideal for patient & personnel radiation protection our lead shield is easy to maneuver, and much lighter than the full & half acrylic barriers. This enables greater mobility while maintaining a solid construction with high quality, durable wheel casters. You can also customize your barrier with your company's logo or embroidery.

**Velcro-lined for improved adjustability!**



## PORTA SHIELD

MODEL	MB-PORTA
CORE MATERIAL	All Core Types
THICKNESS	0.50 (standard), 0.35, 0.25mm LE
DIMENSIONS	24" W x 24-36" H
HEIGHT ADJUSTMENT	34" - 60" (stand height)
CE	No
COLORS	Refer to fabric colors in apron catalog

The graduated porta shield is a mobile-adjustable lead shield that provides a variety of different adjustable heights blended with a lightweight design. The "H" shaped wheels provide stability and portability. The shield is attached by velcro which enables easy removal for cleaning.

**CUSTOM SIZING AVAILABLE**



# GRADUATED PORTA SHIELD

<b>MODEL</b>	MB-PORTA-GRAD
<b>CORE MATERIAL</b>	All Core Types
<b>THICKNESS</b>	0.50 (standard), 0.35, 0.25mm LE
<b>DIMENSIONS</b>	24" W x 17-36" H
<b>HEIGHT ADJUSTMENT</b>	34" - 60" (stand height)
<b>CE</b>	No
<b>COLORS</b>	Refer to fabric colors in apron catalog


The graduated porta shield is similar to the porta shield but differentiates itself with its individual lead flaps. The flaps provide excellent versatility and usage. They are attached by velcro which enable easy removal for cleaning.



## OVERHEAD BARRIER SQUARED

<b>MODEL</b>	MB-MOB-01
<b>MATERIAL</b>	Acrylic
<b>PROTECTION</b>	0.50mm LE (standard)
<b>WINDOW SIZE</b>	31.5" L x 23.6" W x 0.5" H
<b>CURTAIN SIZE</b>	N/A
<b>CE</b>	No
<b>SPECIAL</b>	Square Arm

Our unique line of mobile overhead barriers provide flexibility and versatility for a variety of procedures. Made from high quality steel and acrylic, our specialty mobile barriers roll on premium casters. Protech's specialty mobile acrylic barriers possess high quality suspension for proper swivel motion. A well engineered configuration allows for lightweight movement, enhanced stability and a small foot-print.



## OVERHEAD BARRIER SQUARED W/ CURTAIN

<b>MODEL</b>	MB-MOB-02
<b>MATERIAL</b>	Acrylic
<b>PROTECTION</b>	0.50mm LE (standard)
<b>WINDOW SIZE</b>	15.75" L x 23.6" W x 0.5" H
<b>CURTAIN SIZE</b>	13.78" L x 23.6" W
<b>CE</b>	No
<b>SPECIAL</b>	Square Arm

Our unique line of mobile overhead barriers provide flexibility and versatility for a variety of procedures. Made from high quality steel and acrylic, our specialty mobile barriers roll on premium casters. Protech's specialty mobile acrylic barriers possess high quality suspension for proper swivel motion. A well engineered configuration allows for lightweight movement, enhanced stability and a small foot-print.





## OVERHEAD BARRIER ROUNDED

<b>MODEL</b>	MB-MOB-03
<b>MATERIAL</b>	Acrylic
<b>PROTECTION</b>	0.50mm LE (standard)
<b>WINDOW SIZE</b>	31.5" L x 23.6" W x 0.5" H
<b>CURTAIN SIZE</b>	N/A
<b>CE</b>	No
<b>SPECIAL</b>	Rounded Arm

Our unique line of mobile overhead barriers provide flexibility and versatility for a variety of procedures. Made from high quality steel and acrylic, our specialty mobile barriers roll on premium casters. Protech's specialty mobile acrylic barriers possess high quality suspension for proper swivel motion. A well engineered configuration allows for lightweight movement, enhanced stability and a small foot-print.



## OVERHEAD BARRIER ROUNDED W/ CURTAIN

<b>MODEL</b>	MB-MOB-04
<b>MATERIAL</b>	Acrylic
<b>PROTECTION</b>	0.50mm LE (standard)
<b>WINDOW SIZE</b>	15.75" L x 23.6" W x 0.5" H
<b>CURTAIN SIZE</b>	13.78" L x 23.6" W
<b>CE</b>	No
<b>SPECIAL</b>	Rounded Arm

Our unique line of mobile overhead barriers provide flexibility and versatility for a variety of procedures. Made from high quality steel and acrylic, our specialty mobile barriers roll on premium casters. Protech's specialty mobile acrylic barriers possess high quality suspension for proper swivel motion. A well engineered configuration allows for lightweight movement, enhanced stability and a small foot-print.



## TABLE DRAPES

<b>MODEL</b>	SEE BELOW
<b>CORE MATERIAL</b>	All Core Types
<b>THICKNESS</b>	0.50 (standard), 0.35, 0.25mm LE
<b>DIMENSIONS</b>	See below
<b>CUSTOMIZATIONS</b>	Embroidery and Logo
<b>CE</b>	No
<b>COLORS</b>	Refer to fabric colors in apron catalog

The single sided table drape uses velcro to adhere to the side of your imaging table. The double sided drape features a saddlebag design for a secure fit to any style imaging table. They provide protection against scatter radiation for your lower body and are specially designed to not obstruct positioning of the C-arm. Each drape attaches to the top by velcro allowing for easy cleaning and adjustability.

Double-Sided



Drape Dimensions	Model (SINGLE-SIDED)	Model (DOUBLE-SIDED)
48" x 24"	TA-TS:4824	TA-TD:4824
48" x 28"	TA-TS:4828	TA-TD:4828
48" x 32"	TA-TS:4832	TA-TD:4832
48" x 36"	TA-TS:4836	TA-TD:4836
36" x 24"	TA-TS:3624	TA-TD:3624
36" x 28"	TA-TS:3628	TA-TD:3628
36" x 36"	TA-TS:3636	TA-TD:3636

Single-Sided



## ANESTHESIA FRONT PANEL

<b>MODEL</b>	SEE BELOW
<b>CORE MATERIAL</b>	All Core Types
<b>THICKNESS</b>	0.50 (standard), 0.35, 0.25mm LE
<b>DIMENSIONS</b>	See below
<b>CUSTOMIZATIONS</b>	Embroidery and Logo
<b>CE</b>	No
<b>COLORS</b>	Refer to fabric colors in apron catalog

The anesthesia panel, unlike other table drapes, is a solid panel designed to fit any style imaging table by the head or feet of the patient. It provides protection against scatter radiation for your lower body and is designed to not obstruct positioning of the C-arm.



Front Panel Dimensions	Model (SINGLE-SIDED)
22" x 24"	TS/2224FP
22" x 26"	TS/2226FP
22" x 28"	TS/2228FP
22" x 32"	TS/2232FP
22" x 36"	TS/2236FP
24" x 24"	TS/2424FP
24" x 36"	TS/2436FP